



# BR Office Hysteroscopy System

## Traditional Hysteroscope and Sheath



### FlexiView Image Capture Software

State-of-the-art image capture software offers:

- Integration w/EMR systems
- Save and edit pictures
- Print up to 10 pictures per page
- Prints patient name and date on picture
- Print on standard ink-jet printers



### Camera Functions at your fingertips:

- White Balance Button
- Shutter Function Button
- Image Capture Button
- Large Focal Ring

## Hysteroscope Sheaths

BR Sheaths are manufactured to the highest quality standard and specifications, they are available for diagnostic and operative procedures. The operative sheath offered for in-office procedures is a continuous flow sheath with an outer sheath and an inner sheath with a 5fr working channel and separate irrigation channel.

### BR975-2730-205

Hysteroscopy sheath for Ø 2.7/ 2.9mm 30° scope, 5 fr working channel, continuous flow w/ comfort grip handle

### BR975-2730-212B

BETTOCCHI Hysteroscopy sheath for Ø 2.7/ 2.9mm 30° scope, 5 fr working channel, continuous flow (inner & outer sheath)

### BR975-2700-010

Hysteroscopy diagnostic sheath for Ø 2.7mm 0° & 30° scope

### BR966-2008-190

Micro-hysteroscope for diagnostic hysteroscopy procedures Ø 2.9mm, 5 fr working channel






## CPT Codes

- 52000 Cystoscopy
- 58563 Endometrial ablation, thermal, with hysteroscopic guidance
- 58555 Hysteroscopy, diagnostic (separate procedure)
- 58558 Hysteroscopy, surgical; with sampling (biopsy) of endometrium and/or polypectomy, with or without D&C.
- 58565 Hysteroscopic Sterilization

**Disposable Hysteroscopy Kits also available.**

## Hysteroscopy Instruments 5fr

-  Grasping Forceps BR980-7013-005
-  Biopsy Forceps BR980-7014-005
-  Scissors BR980-7010-005




# Hysteroscopy Video System

Simple Implementation & Compact Sized Power

**BR Surgical** introduces the **State-Of-The-Art Office Hysteroscopy Video System** for the diagnosis of uterine bleeding, intrauterine disorders and fertility related clinical procedures. The BR Hysteroscopy Video System is a **complete office-based, compact system** offering

**Digital USB 2.0 Portal Capability** that provides the Gold Standard in **optical clarity, enhanced digital camera technology** and the ability to **interface with your office computer system.**



## Features & Benefits:

- **Traditional-Hysteroscope – BR970-2730-302**  
BR Hysteroscope, a 2.7mm 30° World Class German rod lens scope with unsurpassed visualization, laser welded mechanics, sapphire windows, (proximal & distal), Pynox steel shafts for added strength, Autoclavable.
- **Digital Camera – BR900-1101USB**  
CCD - Chip technology with digital USB 2.0 Port allows interface with office computer and provides premium quality picture. Compact & lightweight, this camera includes Anti-Moiré filter technology to ensure a clear picture. Also available with S-Video port.
- **Halogen Lightsource – BR900-2150HLS**  
150 Watt, 3,500° K Color Temperature, Variable Intensity Control, easy lamp replacement.
- **Video Monitor – BR900-4100**  
Sony 14" Flat Panel Monitor with 500 lines of resolution. Separate "A" + "B" inputs, each with Y/C, BNC, S-Video, DIN, and RGB inputs

- Simple Set-Up
- Easy to Use
- USB 2.0 Capability
- Highest Quality Images
- Easily Save, View, Edit and Print on Your PC
- Compact & Lightweight

Distributed by:



3500 Beachwood Court • Suite 107  
Jacksonville, Florida 32224  
Tel: (904) 642-1366  
Fax: (904) 642-1368  
Toll Free: (888) 642-1366  
[www.brsurgical.com](http://www.brsurgical.com)